

A large, stylized graphic of a globe dominates the background. The globe is rendered in shades of red and blue, with white grid lines representing latitude and longitude. The globe is tilted, and the continents are visible. The overall design is modern and professional.

National Bank of Kuwait **Investor Presentation**

October 2017

Disclaimer



THE INFORMATION SET OUT IN THIS PRESENTATION AND PROVIDED IN THE DISCUSSION SUBSEQUENT THERETO DOES NOT CONSTITUTE AN OFFER OR SOLICITATION OF AN OFFER TO BUY OR SELL SECURITIES. IT IS SOLELY FOR USE AT AN INVESTOR PRESENTATION AND IS PROVIDED AS INFORMATION ONLY. THIS PRESENTATION DOES NOT CONTAIN ALL OF THE INFORMATION THAT IS MATERIAL TO AN INVESTOR. This presentation has been prepared by (and is the sole responsibility of) National Bank of Kuwait S.A.K.P. (the “Bank”).

The information herein may be amended and supplemented and may not as such be relied upon for the purposes of entering into any transaction. This presentation may not be reproduced (in whole or in part), distributed or transmitted to any other person without the Bank's prior written consent.

The information in this presentation and the views reflected therein are those of the Bank and are subject to change without notice. All projections, valuations and statistical analyses are provided to assist the recipient in the evaluation of the matters described herein. They may be based on subjective assessments and assumptions and may use one among alternative methodologies that produce different results and, to the extent that they are based on historical information, they should not be relied upon as an accurate prediction of future performance. These materials are not intended to provide the basis for any recommendation that any investor should subscribe for or purchase any securities.

This presentation does not disclose all the risks and other significant issues related to an investment in any securities/transaction.

Past performance is not indicative of future results. National Bank of Kuwait is under no obligation to update or keep current the information contained herein. No person shall have any right of action against the Bank or any other person in relation to the accuracy or completeness of the information contained in this presentation. No person is authorised to give any information or to make any representation not contained in and not consistent with this presentation, and, if given or made, such information or representation must not be relied upon as having been authorised by or on behalf of the Bank.

This presentation does not constitute an offer or an agreement, or a solicitation of an offer or an agreement, to enter into any transaction (including for the provision of any services). No assurance is given that any such transaction can or will be arranged or agreed.

Certain statements in this presentation may constitute forward-looking statements. These statements reflect the Bank's expectations and are subject to risks and uncertainties that may cause actual results to differ materially and may adversely affect the outcome and financial effects of the plans described herein. You are cautioned not to rely on such forward-looking statements. The Bank does not assume any obligation to update its view of such risks and uncertainties or to publicly announce the result of any revisions to the forward-looking statements made herein.

Section 1

Overview of NBK

Section 2

Overview of Operating Environment

Section 3

Strategy and Business Overview

Section 4

Financial Performance (Historical)

Section 5

Performance Overview 9M 2017

Section 6

Appendix

Snapshot

| | |
|-------------------|---|
| Background | <ul style="list-style-type: none"> National Bank of Kuwait S.A.K.P. ("NBK" or the "Bank") was established in 1952 as the first local bank and the first shareholding company in Kuwait and as the first indigenous bank in the GCC. The Bank is the leading banking group in Kuwait in terms of assets, customer deposits and customer loans and advances. NBK is the dominant bank in Kuwait with more than 30% market share of assets as of 31 December 2016. The Bank was ranked amongst the 50 safest banks in the world by Global Finance and was named the most valuable banking brand in Kuwait and among the top 10 in the region by Brand Finance. |
| Ownership | <ul style="list-style-type: none"> The Bank was established by a group of leading Kuwaiti merchants and it has retained the same core shareholder base since that time. NBK's shares are listed on the Kuwait Stock Exchange since 1984 with only one shareholder holding owning more than 5% of the Bank's share capital (PIFSS owns 5.53% as of October 2016). NBK's market capitalisation as at 31 December 2016 was USD 11.8 bn. |
| Operations | <ul style="list-style-type: none"> The Bank's core businesses are (i) consumer and private banking, (ii) corporate banking, (iii) Islamic banking and (iv) investment banking and asset management. The Bank operates across 15 countries with a predominant focus on the MENA region. |

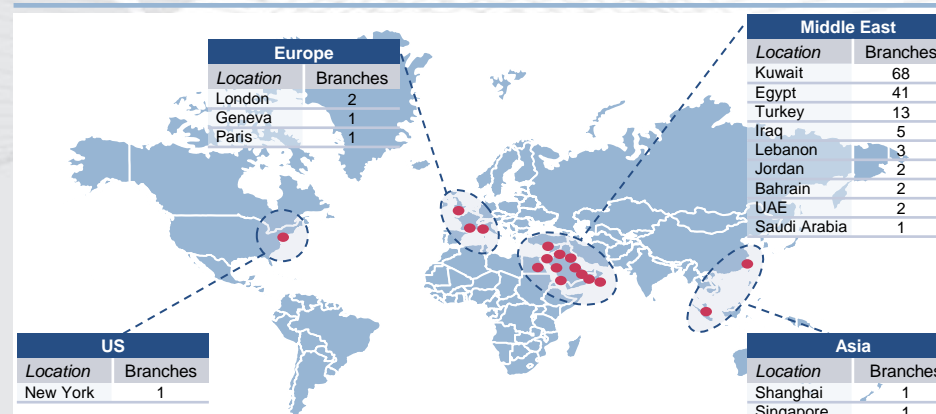
Credit Ratings

| Rating Agency | Long Term Rating | Standalone Rating | Outlook |
|------------------------------|------------------|-------------------|---------|
| MOODY'S | Aa3 | a3 | Stable |
| STANDARD & POOR'S | A+ | a- | Stable |
| FitchRatings | AA- | a- | Stable |

Financial Snapshot

| USD million | 2014 | 2015 | 2016 |
|-------------------------------------|--------|--------|--------|
| Total Assets | 71,178 | 77,104 | 79,085 |
| Loans, advances & Islamic financing | 38,911 | 44,277 | 44,475 |
| Customer Deposits | 36,791 | 39,403 | 41,196 |
| Total Equity | 9,379 | 10,427 | 11,125 |
| Net Operating Income | 2,160 | 2,381 | 2,435 |
| Net Profit attributable | 855 | 922 | 964 |
| Cost to Income (%) | 32.5% | 32.2% | 33.8% |
| Net Interest Margin (%) | 2.45% | 2.42% | 2.47% |
| NPL Ratio (%) | 1.50% | 1.34% | 1.28% |
| Loan Loss Coverage Ratio (%) | 276.1% | 322.4% | 365.2% |
| Return on Average Equity (%) | 10.5% | 10.5% | 10.2% |
| Tier 1 Ratio (%) | 13.3% | 14.7% | 15.7% |
| Capital Adequacy Ratio (%) | 14.5% | 16.8% | 17.7% |

Overview of Regional and International Geographic Presence



Notes: Through out the investor presentation, the USD/KD exchange rates used are 0.30605 for year-end figures and 0.30215 for quarterly figures. The rates are based on the Central Bank of Kuwait's closing exchange rates as of 31/12/2016 and 30/09/2017 respectively.

High Credit Ratings and among the Top Brand Values Regionally

- NBK has one of the highest credit ratings in the MENA region.
- The Bank was ranked amongst the 50 safest banks in the world by Global Finance and was named the most valuable banking brand in Kuwait and among the top 10 in the Middle East by Brand Finance.

Largest Banking Group in Kuwait with Dominant Market Position

- As at 31 December 2016, the Bank was the largest bank in Kuwait in terms of total assets, loans and customer deposits. In addition, the Bank enjoys a dominant market share across its business segments.
- NBK also has one of the largest and most diversified distribution networks.

Sound and Consistent Financial Performance

- NBK has a long history of profitability and remained profitable throughout the global financial crisis.
- The Bank also boasts an excellent asset quality (NPL ratio at 1.28 % at end-2016). NBK also maintains strong liquidity which serves as a buffer in times of needs.

Stable Shareholder Base and Strong Management Team

- The Bank was established in 1952 by a group of leading Kuwaiti merchants and has retained the same core shareholder base since then.
- NBK's stable shareholder base is complemented by a strong and stable Board of Directors and a long-serving executive team with in-depth experience.



Only Banking Group in Kuwait to Provide Both Conventional and Islamic Banking

- Following its consolidation of Boubyan Bank in 2012, NBK became the only banking group in Kuwait to offer both conventional and Islamic banking services.
- This has allowed the Bank to leverage off the opportunities across both markets, particularly given the growing importance of Islamic Finance in Kuwait.

A Strong Regional and International Network

- NBK has a strong regional and international presence, with operations in 15 countries, 9 of which are in the MENA region.
- The Bank continues to explore opportunities to expand geographically with a primary focus on further strengthening operations in MENA region.

Strong Investment Banking Capability

- NBK conducts its investment banking and asset management business through its subsidiary, Watani Investment Company K.S.C.C. (Known as NBK Capital).

“The standalone baseline credit assessment (BCA) of a3, reflects the bank's (1) dominant position in its domestic market, underpinning its resilient core profitability and growth prospects; and (2) robust financial fundamentals including consistently strong asset quality, as well as adequate capitalisation and liquidity.”

MOODY'S

Moody's – 30 May 2017

“We view NBK's business position as "strong," reflecting the bank's leading position in Kuwait. We believe NBK's business model, which is more diversified than that of many emerging peers, will help the group exhibit resilience in the challenging economic environment..... The stable outlook reflects our expectation that NBK's asset quality and capitalization will remain relatively stable, its market position strong, and its funding and liquidity relatively unchanged.”

STANDARD
& POOR'S

Standard & Poor's – 22 June 2017

“NBK's Viability Rating (VR) is underpinned by its flagship status and dominant franchise, which supports revenue generation capacity and ability to finance better quality assets than peers. The rating also factors in the bank's strong management, consistent strategy and solid funding profile, benefiting from large, diverse and stable government related deposits.”

FitchRatings

Fitch Ratings – 16 October 2017

Section 1

Overview of NBK

Section 2

Overview of Operating Environment

Section 3

Strategy and Business Overview

Section 4

Financial Performance (Historical)

Section 5

Performance Overview 9M 2017

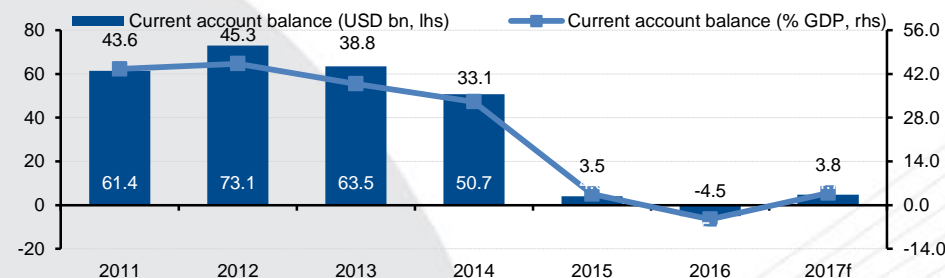
Section 6

Appendix

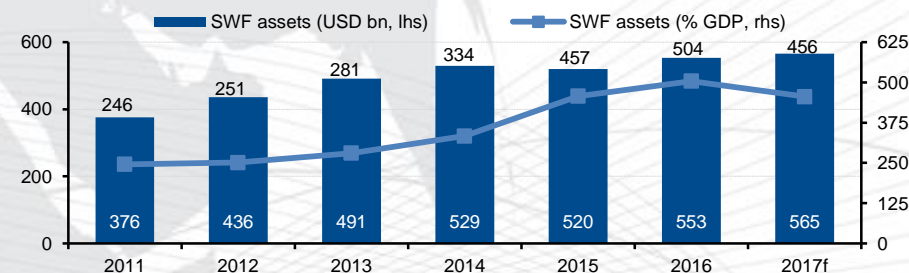
Snapshot

| | |
|-------------------------|--|
| Overview | <ul style="list-style-type: none"> The State of Kuwait (“Kuwait” or the “Sovereign”) is a sovereign state on the coast of the Arabian Gulf, covering a total area of 17,818 square kilometers. Kuwait is a constitutional monarchy, headed by His Highness the Emir, Sheikh Sabah Al-Ahmad Al-Jaber Al-Sabah. |
| Economy | <ul style="list-style-type: none"> Kuwait enjoys an open economy, dominated by the government sector. Its economy, while primarily dependent on the oil industry, has witnessed an increasing contribution from non-oil sectors. Kuwait has one of the lowest industry breakeven oil prices globally, and the lowest fiscal breakeven in the GCC, making it more resilient to low oil prices. It has registered substantial fiscal and external surpluses over the years, which serve as a buffer. |
| Strategic Vision | <ul style="list-style-type: none"> Kuwait has launched a long-term policy vision under the banner of “Kuwait Vision 2035”. The vision encompasses six strategic aims: increasing GDP growth, encouraging the private sector, supporting human and social development, promoting demographic policies, enhancing and improving the effectiveness of government administration, and consolidating the country’s Islamic and Arab identity. Kuwait has set medium-term development strategies with a view to ultimately achieving this vision. |

Current account to recover into surplus



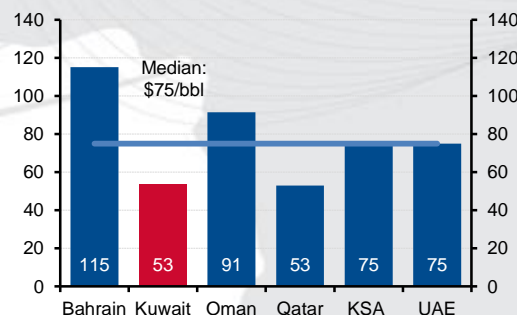
Strong sovereign balance sheet



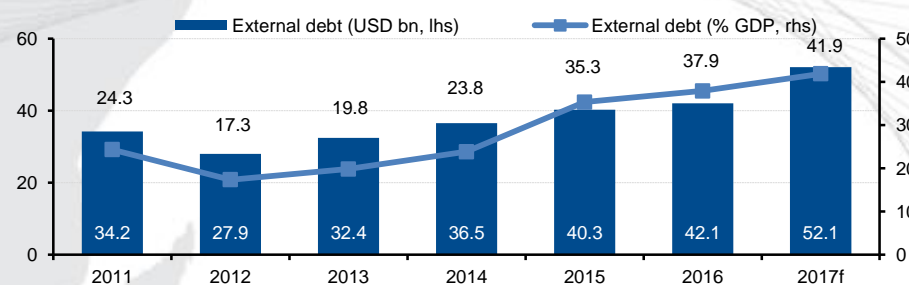
Key Figures

GCC fiscal breakeven oil price

| Key Indicators | 2016E | 2017F |
|---------------------|---------------------------|----------|
| Sovereign Ratings | Aa2 / AA / AA (M / S / F) | |
| Current Account | \$1.0 bn | \$5.5 bn |
| Gov Revenues (%GDP) | 40% | 43% |
| Public Debt (% GDP) | 18.9% | 19.4% |



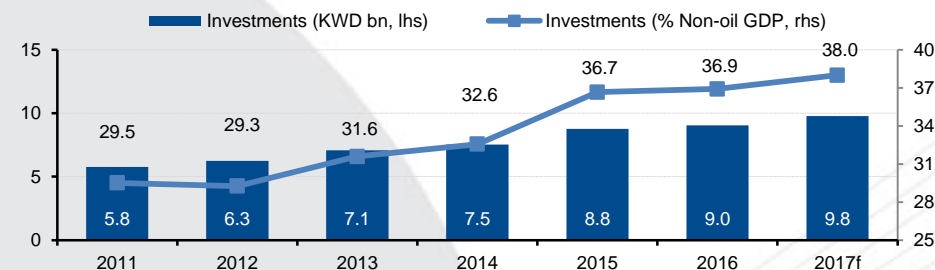
External debt which is relatively low as a share of GDP



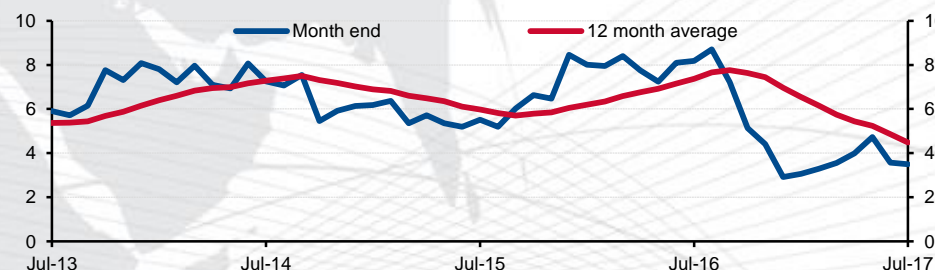
Recent Developments

| | |
|-----------------------------|---|
| GDP Growth | <ul style="list-style-type: none"> Economic growth is seen improving despite the drop in oil prices, supported by a robust non-oil sector. Fiscal and external buffers give Kuwait ample capacity to sustain spending plans. Non-oil growth is expected to accelerate slightly as capital spending on projects remains on track and the consumer sector stabilizes. Non-oil growth is expected to be around 3.5-4% in 2017 and 2018. |
| Public Finance | <ul style="list-style-type: none"> Fiscal deficits are expected to persist in the near-term given lower oil revenues, but should remain manageable given ample buffers. Inflation is expected at 1.5% in 2017 as higher utility tariffs are offset by softening domestic price dynamics and limited global inflation; 2018 is expected to see inflation rise higher on a recovery in the residential housing sector. |
| Household Debt | <ul style="list-style-type: none"> Household debt growth has slowed but remains steady; growth stood at 7.2% by July 2017, close to its expected pace for 2017. Kuwaiti employment remained healthy in 1Q17, although it grew moderately. Robust private sector employment was offset by a slight easing in public sector hiring. |
| Credit Growth | <ul style="list-style-type: none"> Credit growth remained robust in 2017, supported by government project implementation and the recovery in real estate. It is seen accelerating towards 7-9% in 2017 and 2018. A one-time corporate debt repayment in Oct. 2016, however, still weighs on its y/y performance. As of July 2017, credit grew by 3.5% y/y. Government project awards have maintained a good pace and the pipeline of tenders remains strong.. |
| Real Estate Activity | <ul style="list-style-type: none"> Real estate activity is on the mend, buoyed by the recovery in the residential housing sector. Total sales contracted by a significantly slower 12% in the 12-months ending September 2017, settling at KD 2.3 billion. Residential property prices, which saw an orderly correction the last two years, improved in recent months. |

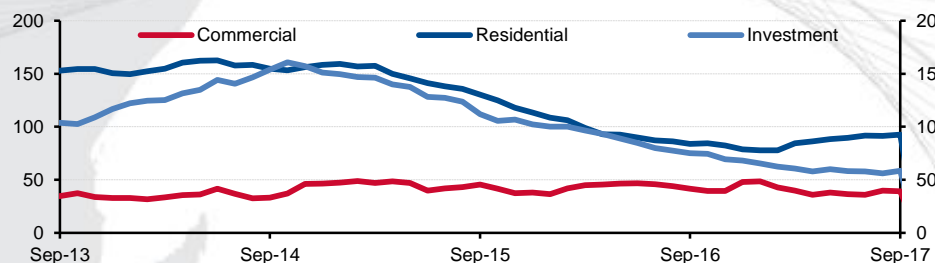
Investment



Private credit (change, %/y)



Real estate sales 12m average (KD mn)



Overview of the Kuwaiti Banking Sector

Snapshot

- **The Kuwaiti banking sector comprises 23 banks**, including 11 domestic banks (five conventional, five Shariah-compliant and one specialized), and 12 branches of international banks (11 conventional and one Islamic).
- **Highly regulated sector by the Central Bank of Kuwait** (“CBK”) with a number of regulations and supervisory norms in place monitoring interest rates charged, lending limits and concentrations, investment limits, liquidity and capital adequacy.
- **The government’s financial strengths underpins its capacity to provide support** to the banking sector with historical evidence of support. Most recently, in 2008, the state offered capital support to one bank as well as introduced a blanket guarantee on deposits following the global financial crisis.

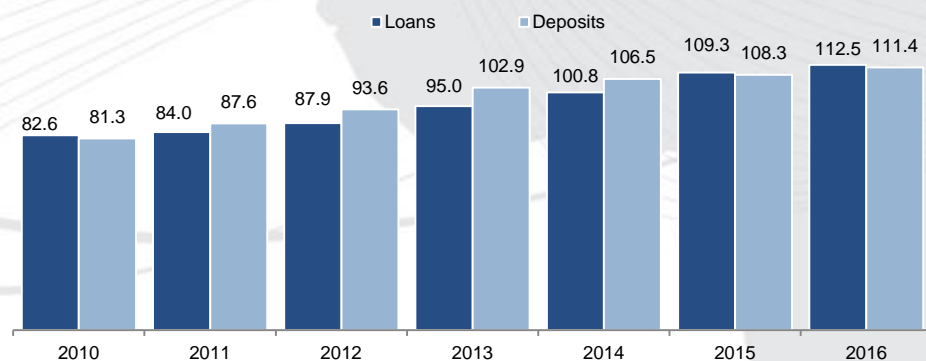
Overview of Basel III Implementation in Kuwait

- In June 2014, the Central Bank of Kuwait announced the implementation of the Instructions of Basel III Capital Adequacy Framework in its final format to all local banks.

Minimum Capital Requirements

- Kuwait’s minimum capital requirements are more stringent, being 2.5%, higher than the Basel III guidance with full phase-in required by December 2016 (as compared to Basel III’s Jan-2019 deadline)

Key Indicators¹ (USD bn)



| Phase-in Arrangements | Dec-2014 | Dec-2015 | Dec- 2016 |
|-----------------------------------|-------------------------------------|--------------|--------------|
| Total Common Equity Tier 1 | 8.5% | 9.0% | 9.5% |
| Additional Tier 1 | 1.5% | 1.5% | 1.5% |
| Tier 1 | 10.0% | 10.5% | 11.0% |
| Tier 2 | 2.0% | 2.0% | 2.0% |
| Total minimum CAR | 12.0% | 12.5% | 13.0% |
| D-SIB | 0.5%-2.5% as part of CET1 (by 2016) | | |

Sources: Central Bank of Kuwait

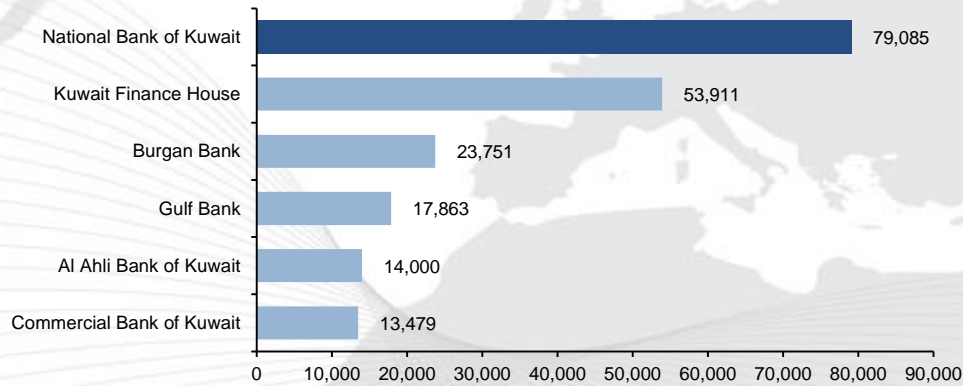
¹Loans refers to total credit facilities to resident and deposits refer to private resident deposits , all as reported by the Central Bank of Kuwait

The Dominant Kuwaiti Franchise

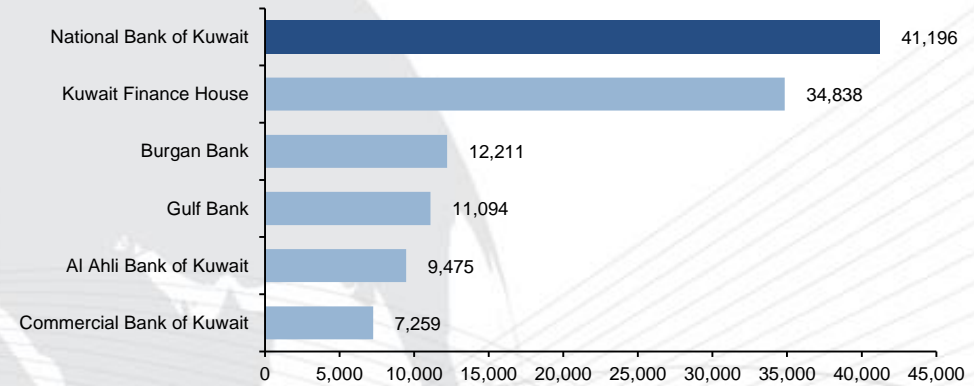


NBK is the leading banking group in Kuwait with a market leading position across its business segments

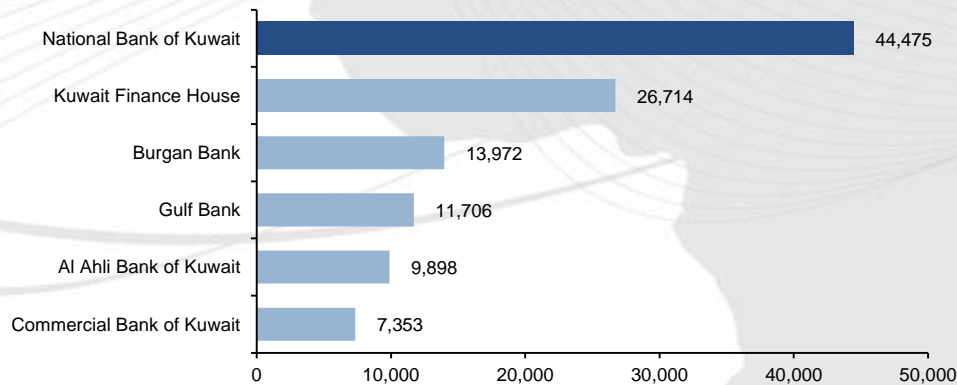
Total Assets (USD million)



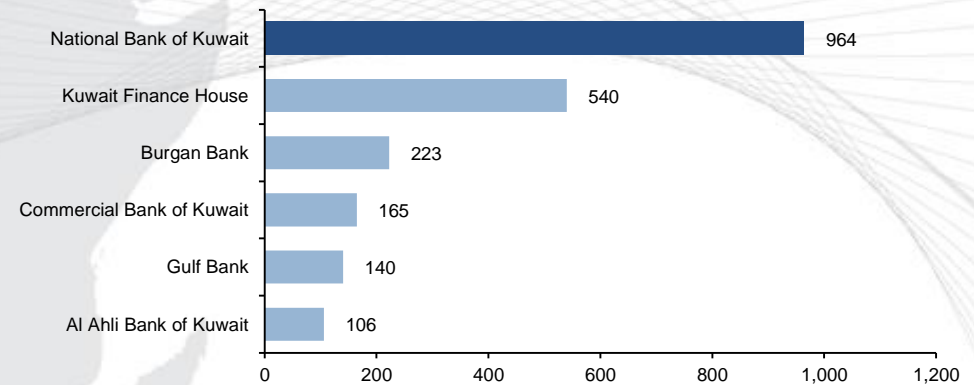
Customer Deposits (USD million)



Customer Loans & Advances (USD million)



Net Profit attributable (USD million)



Sources: Bank's annual reports. All data as of 31 December 2016 (for Balance Sheet items) or for 2016 (for Income Statement Items).
 Note: Kuwait Finance House is an Islamic bank while Burgan Bank, Gulf Bank, Commercial Bank of Kuwait, Al Ahli Bank of Kuwait are conventional banks.

Section 1

Overview of NBK

Section 2

Overview of Operating Environment

Section 3

Strategy and Business Overview

Section 4

Financial Performance (Historical)

Section 5

Performance Overview 9M 2017

Section 6

Appendix

The Group's strategy, which is based on two main pillars, focuses on defending and growing its leadership position in Kuwait whilst also diversifying its business

Defend and Grow Leadership Position in Kuwait

Maintain excellence and market leadership position, to expand market shares and to maintain discipline in managing both risks and costs

✓ Corporate Banking

- The Bank aims to (i) remain the primary banker for the leading local companies whilst continuing to be active in the mid-market sector; (ii) remain the bank of choice for foreign companies and continuing to serve at least 75% of those companies and (iii) maintain its current market share in trade finance (over 30%). To achieve the above, NBK will leverage off its different services, expand its coverage and broaden the range of products and services offered.

✓ Consumer Banking

- NBK intends to expand its consumer customer base by focusing on profitable consumer segments (such as the affluent and mass affluent segments) and by attracting new clients such as the SMEs.
- Through the above, the Bank aims to maintain its leadership position, maintain its focus on delivery of superior customer service experience and achieve the lowest cost of funds among Kuwaiti conventional banks.

✓ Private Banking

- Within the private banking sector, NBK aims to continue to provide a unique proposition to high net worth clients in collaboration with its investment arm. NBK also aims to provide superior customer service through its highly experienced bankers. The Bank also aims to leverage off its existing brand and experience (particularly in Switzerland) to provide access to leading funds and broaden its product portfolio.

Geographical, and product and service diversification

Includes expanding regional presence, establishing an Islamic banking franchise and building a leading regional investment bank.

✓ Expand Regional Presence

- The Bank's geographic diversification strategy is to leverage its fundamental strengths and capabilities, including its international reach and strong regional relationships, to build a regional platform and support growth in key markets.
- NBK focuses on markets identified to have long-term potential through a combination of high growth economies, sound demographic trends and opportunities aligned with the Bank's competitive advantages.

✓ Establish an Islamic Franchise

- The Bank's strategy, in relation to its Islamic subsidiary, is to differentiate it from other domestic Islamic banks through a clear focus on high net worth and affluent clients and large and mid-market corporate customers.

✓ Build Regional Investment Bank

- NBK looks to establish its business as a leading regional investment banking, asset management, brokerage and research operation and to leverage the Group's strong regional position to cross sell these products across the MENA region.

NBK is a universal bank and the industry leader in all key business segments in Kuwait with an average market share of 30%

Overview and strategy

| Corporate Banking | Consumer Banking | Private Banking |
|--|---|---|
| <ul style="list-style-type: none"> ▪ Remain the primary banker for most of the local blue-chip companies, and an active player in the mid-market ▪ Remain bank of choice among foreign corporations and continue serving 75% of them active in the Kuwaiti market ▪ Maintain current market share in excess of 30% in trade finance in Kuwait ▪ Offer differentiated services to large corporate clients leveraging other NBK units ▪ Increase market share in medium corporate segment through focused teams and relationship management ▪ Focus on Government mega projects benefiting from NBK's large capital base ▪ Maintain asset quality with emphasis on credit control and risk management | <ul style="list-style-type: none"> ▪ Maintain undisputed leadership in retail banking with leading market share and the highest customer penetration among conventional banks ▪ Maintain focus on customer service ▪ Expand client base with focus on profitable consumer segments such as affluent and mass affluent, and aim to attract new bankable clients such as SMEs ▪ Achieve lowest cost of funds among Kuwaiti commercial banks ▪ Pioneer innovative multi-channel solutions including state of the art internet, mobile banking and call center services ▪ Focus on the evolution to segment of one by providing tailor-made propositions aiming at better cross-sell, increased product penetration, proactive attrition management utilizing the latest tools and technologies | <ul style="list-style-type: none"> ▪ Continue to provide a unique proposition to HNW clientele in collaboration with NBK Capital and the bank's international network ▪ Provide access to best of breed international funds leveraging NBK Banque Privee's wealth management expertise ▪ Provide the best service with a dedicated team of over 30 well qualified and experienced private bankers ▪ Leverage NBK's strong brand to acquire new clients and retain onshore relationships ▪ Broaden the product portfolio to accommodate growing needs |

NBK is a full-service bank that offers a broad suite of financial services and products to clients, meeting their ever growing and evolving demands

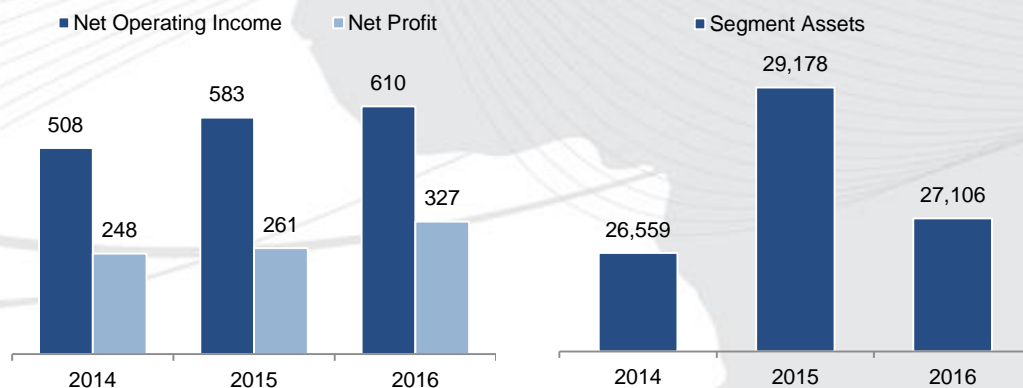
International Operations















- NBK's international operations currently contributed to circa 30% of its bottom line with the Bank aspiring to increase this contribution.
- The Bank generally aims to maintain a majority stake in its subsidiaries or at least maintain a decision making role.
- NBK's international presence is a differentiating factor for the Bank and an extension of the MENA franchise enabling better service and strengthening client relationships.
- Specifically within the MENA region, the Bank is focused on growing its business in existing and new markets through attracting increased corporate and private customers.
- Meanwhile, across the international locations, the Bank's focus is on servicing its private and corporate customers who are active internationally and growing its business with international companies that are active in the MENA region.
- Within its international network, NBK is focused on managing risks and costs to improve efficiency and achieve long-term cost savings and productivity gains.

Overview of Performance

Revenue Trends (USD mn)

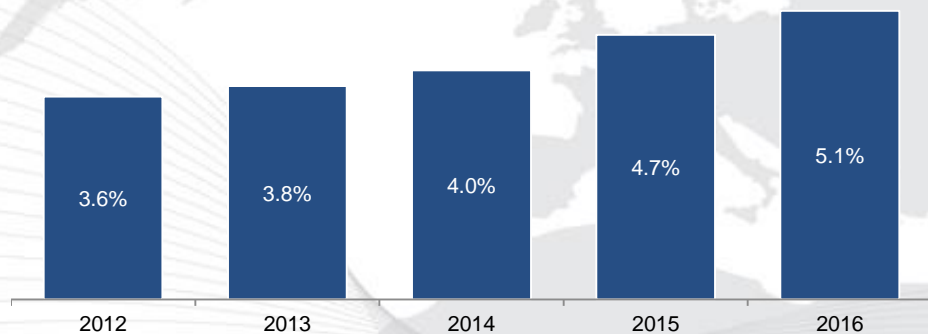
Balance Sheet Trends (USD mn)



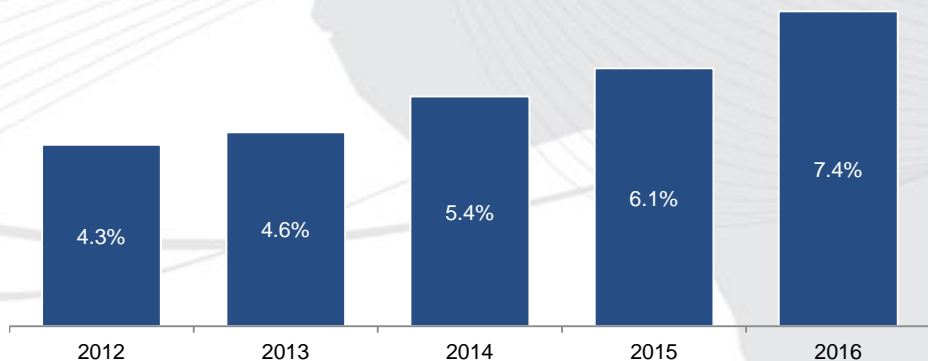
| | Established or acquired | Branches | Legal structure |
|--|-------------------------|----------|-----------------|
| International | | | |
|  London | 1983 | 2 | Subsidiary |
|  New York | 1984 | 1 | Branch |
|  Geneva | 1984 | 1 | Subsidiary |
|  Singapore | 1984 | 1 | Branch |
|  Paris | 1987 | 1 | Branch |
|  Shanghai | 2005 | 1 | Branch |
| MENA region | | | |
|  Bahrain | 1987 | 2 | Branch |
|  Lebanon | 1996 | 3 | Subsidiary |
|  Jordan | 2004 | 2 | Branch |
|  Iraq | 2005 | 5 | Subsidiary |
|  Saudi Arabia | 2006 | 1 | Branch |
|  Egypt | 2007 | 41 | Subsidiary |
|  Turkey | 2007 | 13 | Associate |
|  UAE | 2008 | 2 | Branch |

Boubyan Bank (58.4% owned subsidiary)

Market share of Total Assets(%)



Market share of Total Deposits (%)



Notes: Market share data based on the consolidated data of all banks operating in Kuwait

Key Highlights

- Islamic banking has been gaining strong grounds in the Kuwaiti market in recent years, representing close to 40% of assets and deposits at year-end 2016.
- After a series of gradual share acquisitions since 2009, NBK's stake in Boubyan bank reached 58.4% in 2012. Through Boubyan, NBK aims at diversifying its income stream, complementing its product offering as well as targeting a new segment of clients.
- The size and market share development of Boubyan relative to other Islamic banks leaves significant room for repositioning the bank and acquiring market share.
- As the largest single shareholder, NBK is committed to the future growth and transformation of Boubyan Bank and establishing strong presence in the growing Islamic banking segment.
- Leading international consulting firms have assisted Boubyan in developing a new strategy aiming to differentiate the bank from other players with a clear focus on HNWI, affluent and mid/large companies.
- The bank's transformation and strategy implementation is led by a highly proficient management team with extensive regional banking experience, with key positions filled by NBK veterans aligned with the NBK culture.

Section 1

Overview of NBK

Section 2

Overview of Operating Environment

Section 3

Strategy and Business Overview

Section 4

Financial Performance (Historical)

Section 5

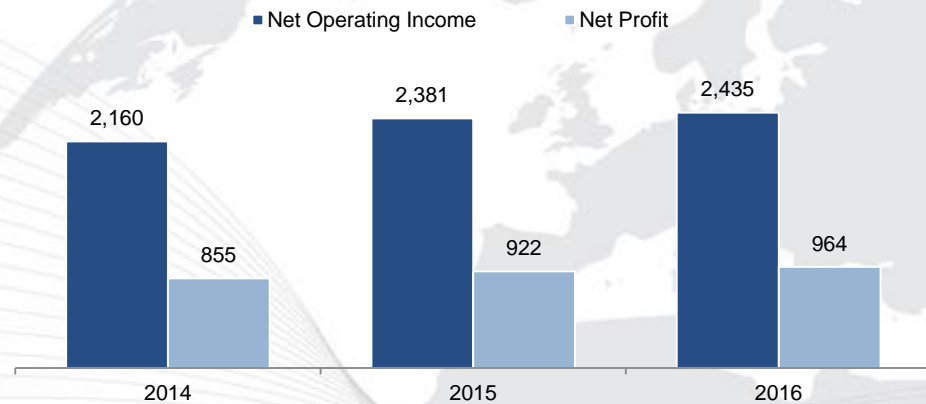
Performance Overview 9M 2017

Section 6

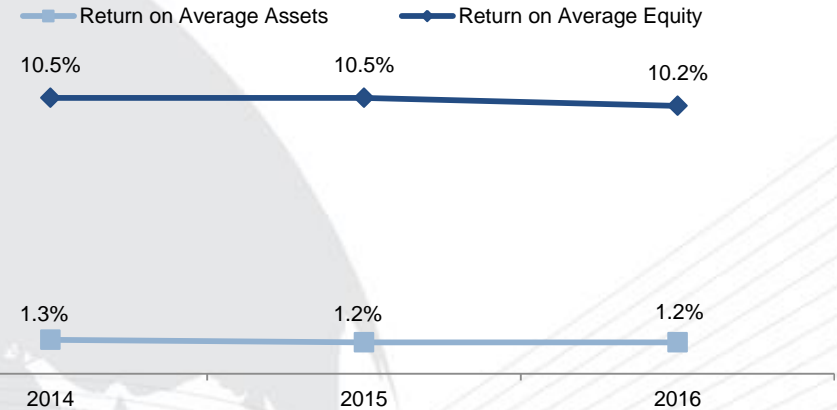
Appendix

Operating Performance & Profitability

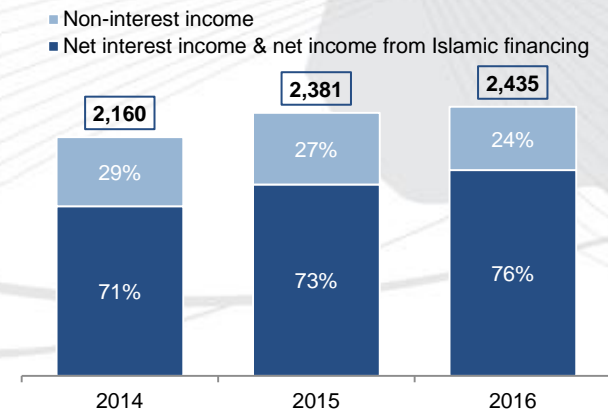
Resilient Profitability (USD mn)



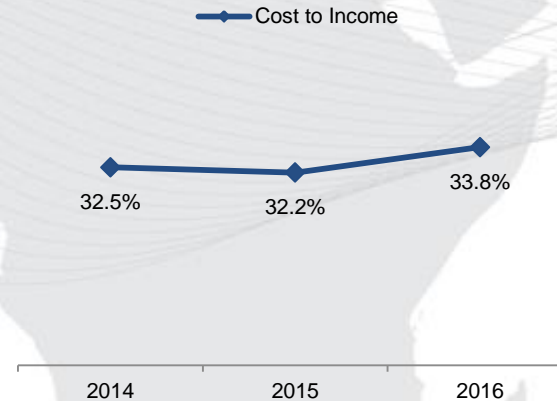
Stable Returns (%)



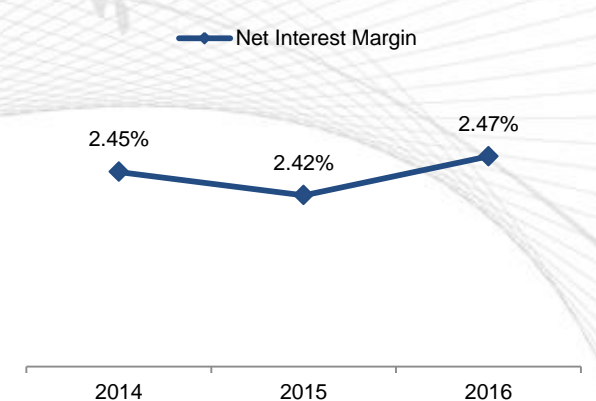
Operating Income Composition (USD mn)



Operating Efficiency (%)

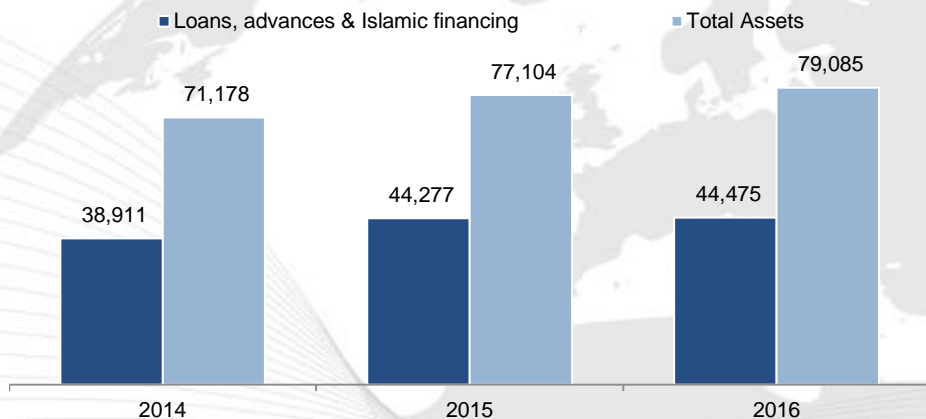


Interest Margins (%)

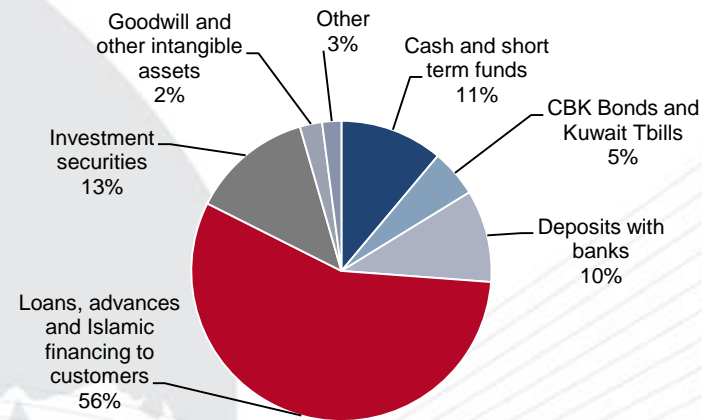


Balance Sheet Parameters

Assets & Loans and Advances (USD mn)

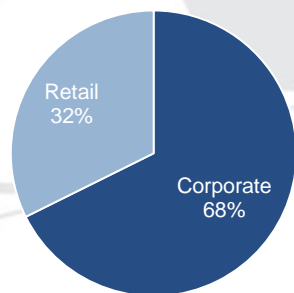


Breakdown of Assets by Type (As at 31 December 2016)



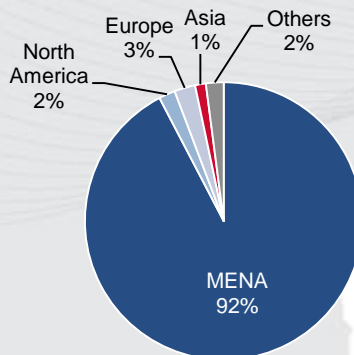
Breakdown of Gross Loans and Advances

By Type - As at 31 December 2016



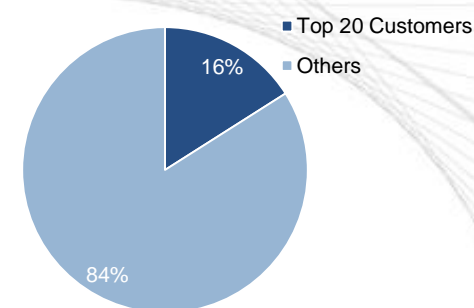
Breakdown of Gross Loans and Advances

By Geography - As at 31 December 2016



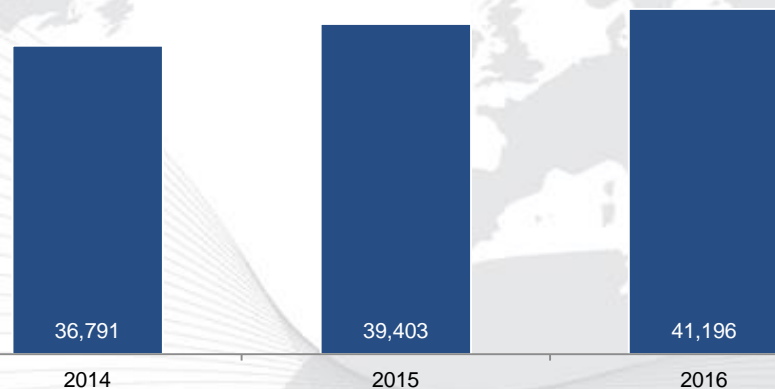
Low loan concentrations

As at 31 December 2016

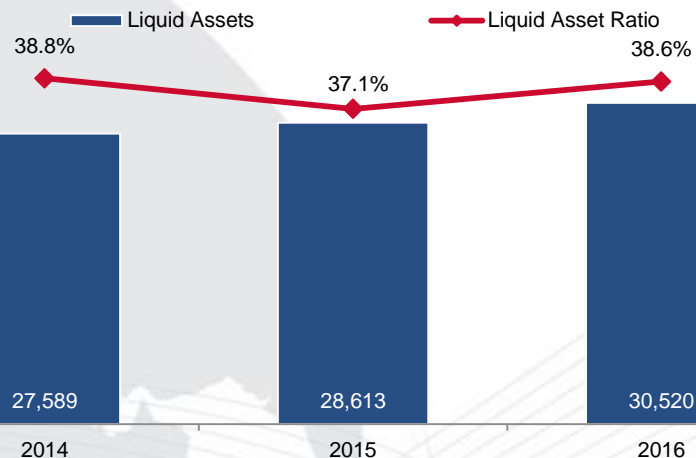


Funding and Liquidity Positions

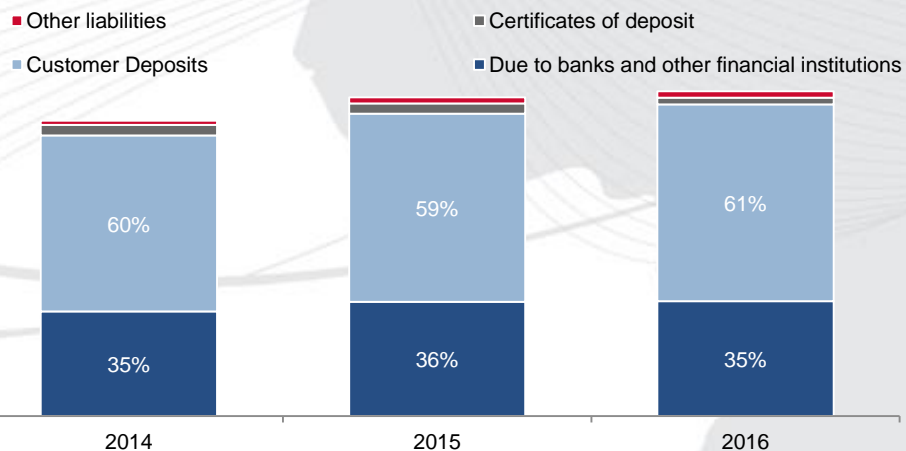
Customer Deposits (USD mn)



Strong Liquidity Position (USD mn)

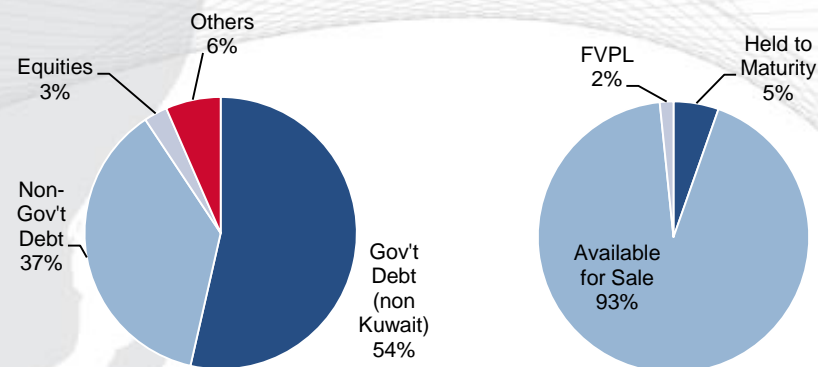


(Total Liabilities) Funding Mix (USD mn)



Overview of Investment Securities¹ – USD 10.4 bn

As at 31 December 2016

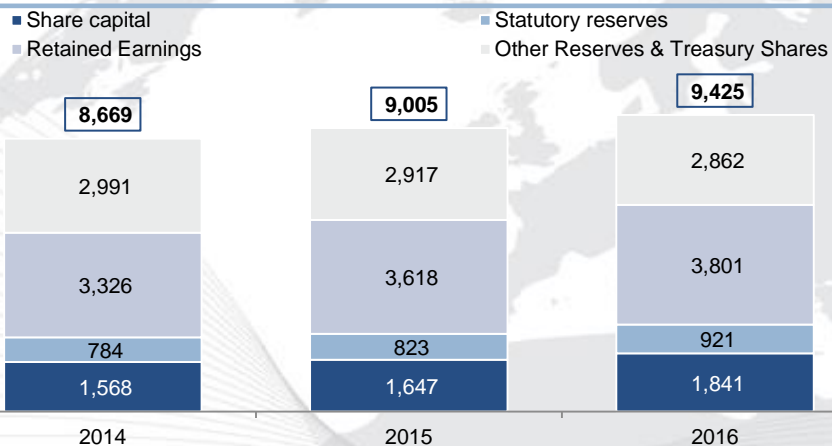


Notes:

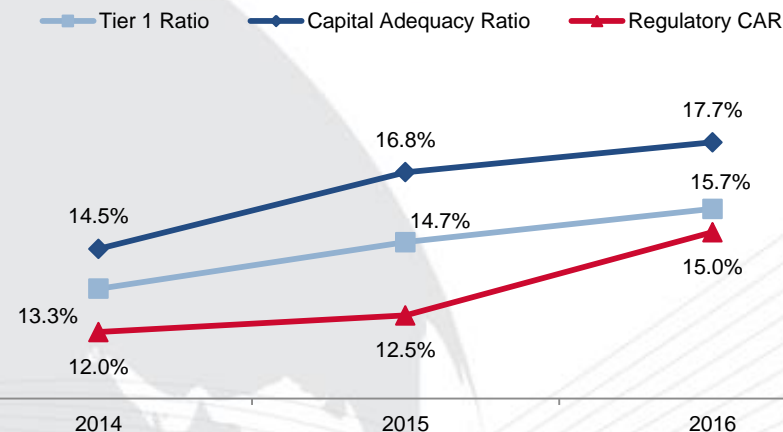
¹Excludes investments in Central Bank of Kuwait Bonds and Kuwait Government Treasury Bonds

Capitalization and Asset Quality

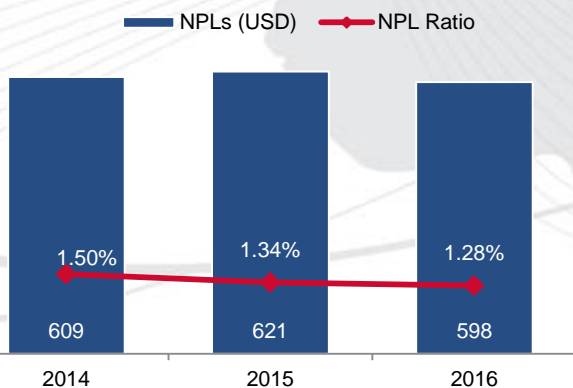
Total Equity¹ Breakdown (USD mn)



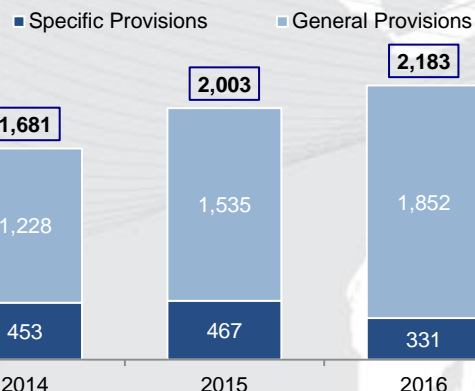
Capital Adequacy (%)



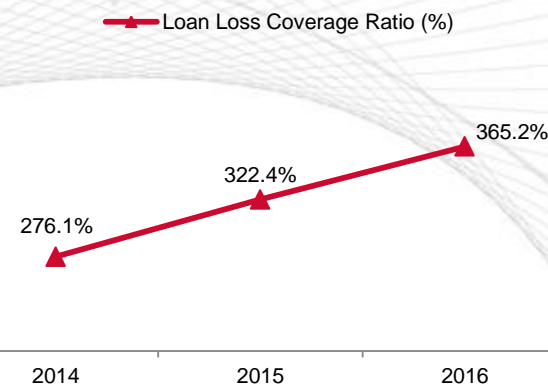
Non-Performing Loans



Prudent Provisioning (USD mn)



Loan Loss Coverage Ratio (%)



Notes:
¹Equity here refers to total equity attributable to the shareholders of National Bank of Kuwait S.A.K.P.

Section 1

Overview of NBK

Section 2

Overview of Operating Environment

Section 3

Strategy and Business Overview

Section 4

Financial Performance (Historical)

Section 5

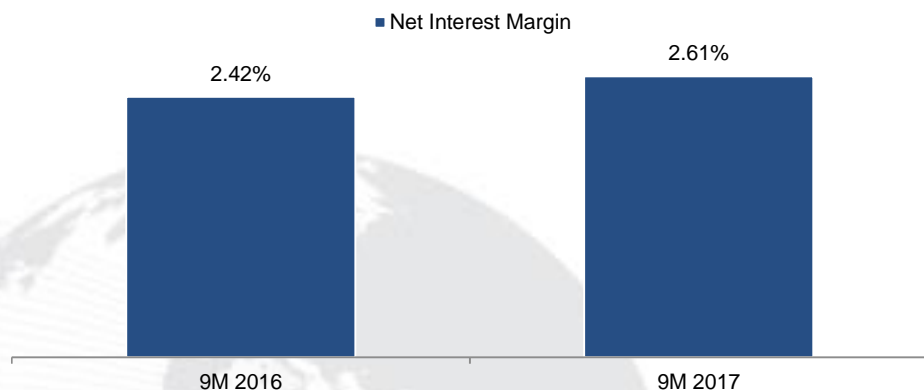
Performance Overview 9M 2017

Section 6

Appendix

9M 2017 Key Performance Extracts

Interest Margins (%)

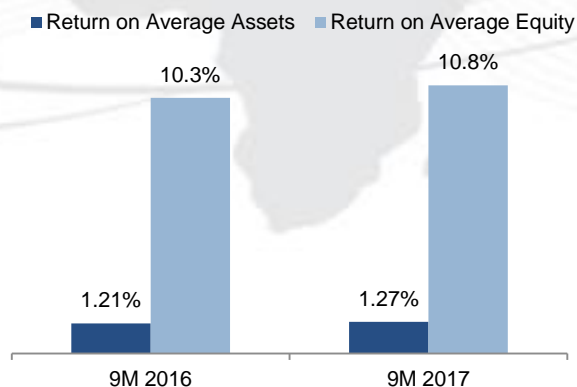


Income Statement Key Highlights (USDmn)

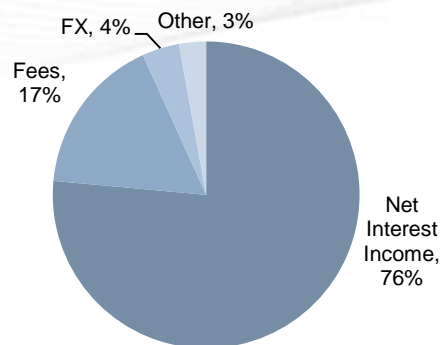
| USD million | 9M 2016 | 9M 2017 |
|---|--------------|--------------|
| Net Interest Inc. & net inc. from Islamic financing | 1,383 | 1,543 |
| Fees and Commissions | 326 | 339 |
| Net Operating Income | 1,806 | 2,019 |
| Total Operating Expenses | 612 | 632 |
| Operating Surplus | 1,195 | 1,386 |
| Provision charge for credit & impairment losses | 359 | 484 |
| Taxation | 69 | 66 |
| Non-Controlling Interests | 41 | 47 |
| Profit Attributable to Shareholders | 726 | 789 |

Strong returns and well-diversified earnings

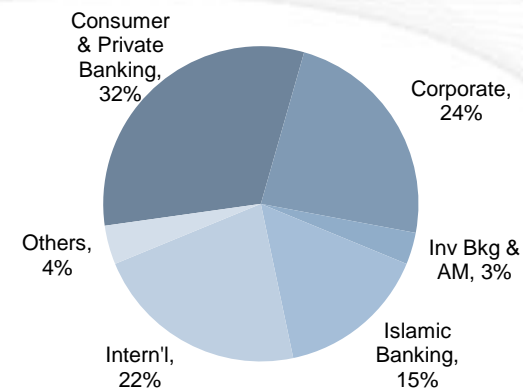
Strong Returns (%)



Operating Income by type



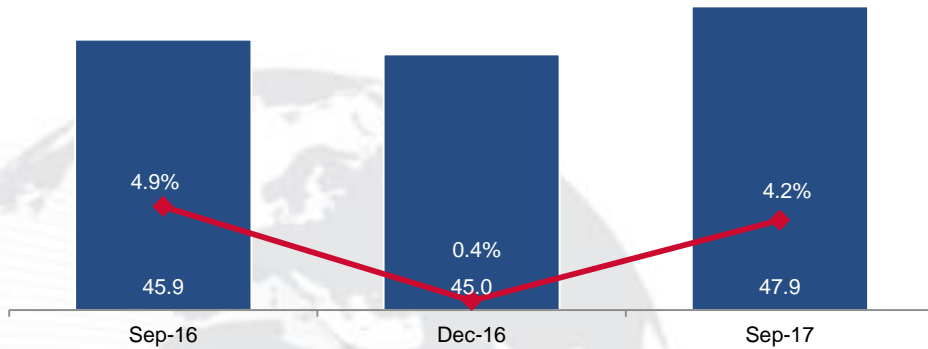
Operating Income by Business Line



9M 2017 Key Performance Extracts (Continued)

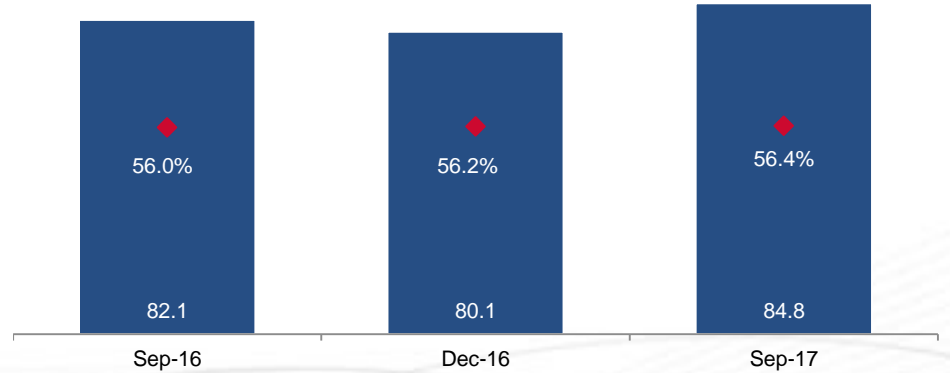
Net Loan Portfolio (USD bn)

■ Net Loans ◆ Net loan growth YoY (%)

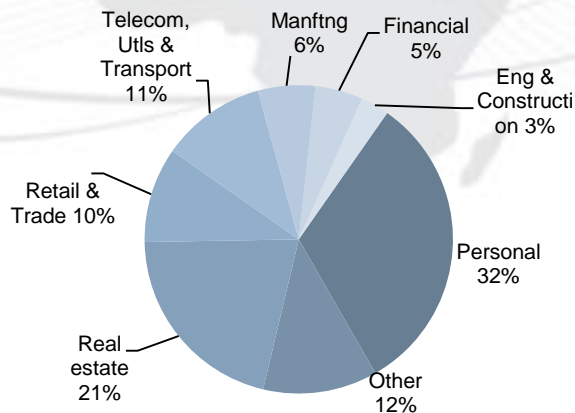


Loans to Assets (USD bn)

■ Total Assets ◆ Loans/Assets

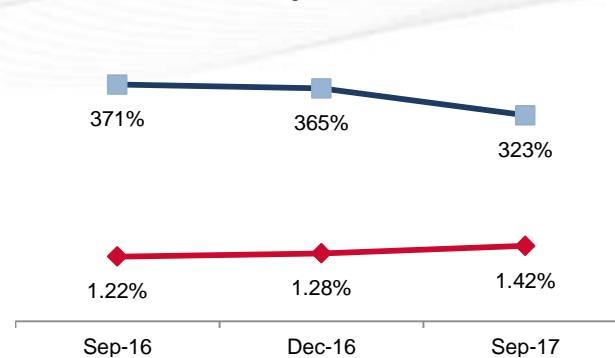


Loan exposure by sector (%)



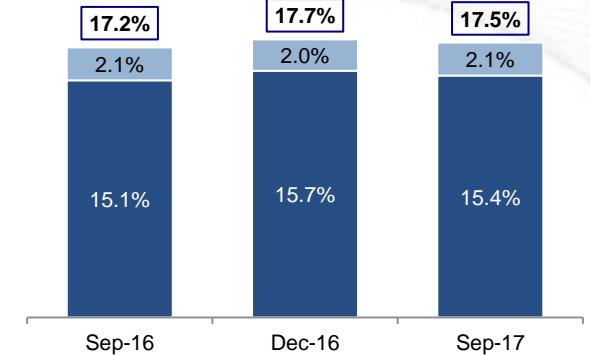
Non-Performing Loans

■ Coverage Ratio ◆ NPL Ratio



Prudent Capitalization (%)

■ Tier 1 ■ Tier 2



Section 1

Overview of NBK

Section 2

Overview of Operating Environment

Section 3

Strategy and Business Overview

Section 4

Financial Performance (Historical)

Section 5

Performance Overview 9M 2017

Section 6

Appendix

Kuwait Selected Mega Projects

| Project | Sector | Value (KD bn) | Scope | Status |
|---|---------------|---------------|---|--|
| South Al Mutlaa City | Housing | 2.33 | 30,000 residential units, schools and other facilities | Underway: The overall project has progressed by 9 percent. Package 3 bidding extended to close by December (18,520 plots) and the city main roads project is under bidding. Package 1 has progressed by 12%. Package 2 is expected to be completed by March 2019. |
| New Refinery Project (NRP) | Oil & gas | 3.90 | New 615,000 bpd refinery by KNPC | Underway: Construction works have commenced on Package 4 (Tankage). FEED pipeline awarded. Overall project progressed by 40% and project completion expected in 2019. |
| Olefins III Project | Oil & gas | 2.10 | Petrochemical plant to be integrated with New Refinery Project (Al Zour Refinery) | Planning: FEED phase underway; technical consultancy and engineering study tenders have been issued. The main contract is expected to be awarded in 2019. |
| Clean Fuels Project (CFP) | Oil & gas | 3.70 | Specification upgrade and expansion of 2 existing refineries to produce 800,000 b/d. | Underway: The overall project has progressed by 88 per cent with the completion expected by early 2018. KNPC has signed a loan worth \$6.25 billion with international lenders and export credit agencies to fund the project. |
| Jurassic Non Associated Oil & Gas Reserves Expansion: Phase 2 | Oil & gas | 1.22 | Production of 120,000 b/d of wet crude and more than 300 million cubic feet a day (cf/d) of sour gas | Underway: All three contracts have now been awarded; construction is now ongoing and completion date is set for May 2019. |
| Jurassic Gas Facility – P1 | Oil & gas | 0.9-1.5 | Production of 590 million cubic feet a day (cf/d) of gas | Bidding: Central Agency for Public Tenders (CAPT) has formally invited companies to bid for the EPC of the project in August 2017. |
| LNG Import and Regasification Terminal | Oil & gas | 0.80 | 4 full containment LNG tanks each with a working capacity of 225,500 m ³ and a regasification plant with capacity of 1500 BBTU/day | Underway: The works on the project have progressed by 18%. Construction works on the plant is expected to be completed in 2020. |
| Al-Khairan Power & Desalination Plant (IWPP) | Power & water | 0.51 | Net capacity of a min 1,500 MW of power and a min 125 MIGD of desalinated water | Bidding/Planning: The tenders for the main contract are not yet issued. |
| Umm Al Hayman Waste Water (PPP) | Power & water | 0.47 | Initial treatment capacity of 500,000 m ³ /d. Plant may replace Riqqa WWTP in future | Bidding: Bids are under evaluation; awarding is expected by 1Q 2018. |
| Kabd Municipal Solid Waste Project | Power & water | 0.26 | Waste to energy facility; 50% of all the municipal solid waste produced in Kuwait will be processed at the facility | Bidding: Awaiting final approval from State Audit Bureau to be awarded. |
| Al-Abdaliya (ISCC) Power Plant (CSP) | Power & water | 0.22 | 280MW integrated solar combined cycle (ISCC) power plant, out of which 220MW will be powered by gas turbines and 60MW from solar energy | Bidding: The tender has been cancelled. The pre-qualification process on the same is expected to begin before end-2017. |
| Airport Expansion (New Passenger Building) | Transport | 1.90 | To increase the annual handling capacity of the airport to 20 million passengers and new runways and infrastructure expansion | Underway/Planning: Construction works are ongoing and expected to be completed by Q4 2022. Supervision panel established in order to prevent delays in construction. |
| Kuwait National Railroad (PPP)–P1 | Transport | 2.40 | Railroad system linking Kuwait to rest of GCC; approximately 575 km in length | Planning: Project will consist of 6 packages. Expression of Interest has been postponed twice. Project delayed due to restructuring of Kuwait's land-based transport networks and delays in the GCC railway network project. |

Consolidated Financials 9M 2017 (USD million)

| <i>Income Statement (USD million)</i> | 9M-16 | 9M-17 |
|--|--------------|--------------|
| Interest Income | 1,609 | 1,808 |
| Interest Expense | 457 | 534 |
| Net Interest Income | 1,153 | 1,274 |
| Murabaha and other Islamic financing income | 311 | 378 |
| Distribution to depositors and Murabaha costs | 81 | 109 |
| Net Income from Islamic financing | 230 | 269 |
| Net interest income and net income from Islamic financing | 1,383 | 1,543 |
| Net fees and commissions | 326 | 339 |
| Net investment income | 15 | 52 |
| Net gains from dealing in foreign currencies | 80 | 79 |
| Other operating income | 3 | 5 |
| Non-interest income | 423 | 475 |
| Net Operating Income | 1,806 | 2,019 |
| Staff expenses | 355 | 374 |
| Other administrative expenses | 205 | 213 |
| Depreciation of premises and equipment | 41 | 38 |
| Amortisation of intangible assets | 11 | 8 |
| Operating Expenses | 612 | 632 |
| Op. profit before provision for credit losses and impairment losses | 1,195 | 1,386 |
| Provision charge for credit losses and impairment losses | 359 | 484 |
| Operating profit before taxation | 836 | 902 |
| Taxation | 69 | 66 |
| Non-controlling interest | 41 | 47 |
| Profit attributable to shareholders of the Bank | 726 | 789 |

| <i>Balance sheet (USD million)</i> | Sep-16 | Sep-17 |
|--|---------------|---------------|
| Cash and short term funds | 10,572 | 9,080 |
| Central Bank of Kuwait bonds | 2,377 | 2,011 |
| Kuwait Government Treasury bonds | 1,393 | 3,661 |
| Deposits with banks | 7,224 | 7,660 |
| Loans, advances and Islamic financing to customers | 45,927 | 47,872 |
| Investment securities | 10,721 | 10,747 |
| Investment in associates | 276 | 215 |
| Land, premises and equipment | 826 | 998 |
| Goodwill and other intangible assets | 2,151 | 1,930 |
| Other assets | 592 | 633 |
| Total Assets | 82,058 | 84,807 |
| Due to banks and other financial institutions | 25,629 | 24,987 |
| Customer deposits | 42,245 | 44,178 |
| Certificates of deposit issued | 1,331 | 1,820 |
| Global Medium Term Notes (GMTN) | - | 742 |
| Subordinated Tier 2 bonds | 413 | 413 |
| Other liabilities | 1,045 | 1,146 |
| Total Liabilities | 70,662 | 73,286 |
| Share capital | 1,865 | 1,958 |
| Proposed bonus shares | - | - |
| Statutory reserve | 834 | 933 |
| Share premium account | 2,658 | 2,658 |
| Treasury shares | (257) | (257) |
| Treasury share reserve | 46 | 46 |
| Other reserves | 4,535 | 4,437 |
| Equity attributable to shareholders | 9,681 | 9,774 |
| Perpetual Tier 1 Capital Securities | 697 | 697 |
| Non-controlling interests | 1,018 | 1,050 |
| Total equity | 11,396 | 11,522 |
| Total liabilities and equity | 82,058 | 84,807 |

Consolidated Statement Of Income *(USD million)*

| <i>USD million</i> | 2014 | 2015 | 2016 |
|--|--------------|--------------|--------------|
| Interest Income | 1,678 | 1,912 | 2,174 |
| Interest Expense | 373 | 456 | 620 |
| Net Interest Income | 1,305 | 1,456 | 1,554 |
| Murabaha and other Islamic financing income | 284 | 348 | 418 |
| Distribution to depositors and Murabaha costs | 56 | 71 | 111 |
| Net Income from Islamic financing | 228 | 276 | 308 |
| Net interest income and net income from Islamic financing | 1,534 | 1,732 | 1,862 |
| Net fees and commissions | 398 | 424 | 434 |
| Net investment income | 133 | 105 | 21 |
| Net gains from dealing in foreign currencies | 89 | 108 | 116 |
| Other operating income | 6 | 11 | 3 |
| Non-interest income | 626 | 649 | 574 |
| Net Operating Income | 2,160 | 2,381 | 2,435 |
| Staff expenses | 400 | 448 | 470 |
| Other administrative expenses | 237 | 252 | 286 |
| Depreciation of premises and equipment | 50 | 50 | 54 |
| Amortisation of intangible assets | 17 | 16 | 14 |
| Operating Expenses | 703 | 767 | 823 |
| Op. profit before provision for credit losses and impairment losses | 1,457 | 1,614 | 1,612 |
| Provision charge for credit losses | 443 | 425 | 411 |
| Impairment losses | 36 | 113 | 87 |
| Operating profit before taxation | 978 | 1,077 | 1,114 |
| Taxation | 84 | 108 | 94 |
| Non-controlling interest | 39 | 47 | 55 |
| Profit attributable to shareholders of the Bank | 855 | 922 | 964 |

Consolidated Statement Of Financial Position *(USD million)*

| <i>USD million</i> | 2014 | 2015 | 2016 |
|--|---------------|---------------|---------------|
| Cash and short term funds | 10,234 | 11,375 | 8,779 |
| Central Bank of Kuwait bonds | 1,747 | 2,627 | 2,447 |
| Kuwait Government treasury bonds | 1,126 | 1,242 | 1,611 |
| Deposits with banks | 6,700 | 4,662 | 7,868 |
| Loans, advances and Islamic financing to customers | 38,911 | 44,277 | 44,475 |
| Investment securities | 8,148 | 9,098 | 10,373 |
| Investment in associates | 390 | 303 | 241 |
| Land, premises and equipment | 665 | 740 | 833 |
| Goodwill and other intangible assets | 2,275 | 2,214 | 1,901 |
| Other assets | 531 | 567 | 557 |
| Investment in an associate held for sale | 452 | - | - |
| Total Assets | 71,178 | 77,104 | 79,085 |
| Due to banks and other financial institutions | 21,911 | 23,873 | 24,009 |
| Customer deposits | 36,791 | 39,403 | 41,196 |
| Certificates of deposit issued | 2,206 | 2,141 | 1,359 |
| Subordinated Tier 2 bonds | - | 407 | 407 |
| Other liabilities | 892 | 853 | 989 |
| Total Liabilities | 61,799 | 66,677 | 67,961 |
| Share capital | 1,568 | 1,647 | 1,841 |
| Proposed bonus shares | 78 | 82 | 92 |
| Statutory reserve | 784 | 823 | 921 |
| Share premium account | 2,287 | 2,287 | 2,624 |
| Treasury shares | (257) | (254) | (254) |
| Treasury share reserve | 49 | 46 | 46 |
| Other reserves | 4,161 | 4,374 | 4,156 |
| Equity attributable to shareholders of the bank | 8,669 | 9,005 | 9,425 |
| Perpetual Tier 1 Capital Securities | - | 688 | 688 |
| Non-controlling interests | 710 | 733 | 1,011 |
| Total equity | 9,379 | 10,427 | 11,125 |
| Total liabilities and equity | 71,178 | 77,104 | 79,085 |